

Product Discontinuation Notices

December 1, 2008

Temperature Controller

No. 2008270E

Product Discontinuation Announcement; E5L-A□ □ series Due to the renewal

Product Discontinuation
Temperature Controller

Recommended Replacement
Temperature Controller



E5L-A□ □ series

E5L-A □ series

(This series has been under development and will be released after April 2009.)

Discontinuation date : The end of June, 2009

Caution on recommended replacement

Model name will be changed, due to free input of power supply voltage.

Difference from discontinued product

Model	Body Color	Dimensions	Wire connection	Mounting Dimensions	Ratings, Performance	Characteristics	Operation
E5L-A □	**	*	**	**	*	**	**

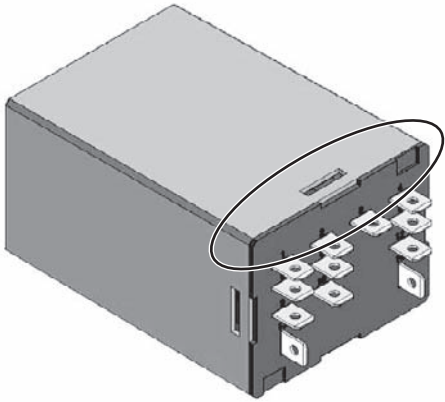
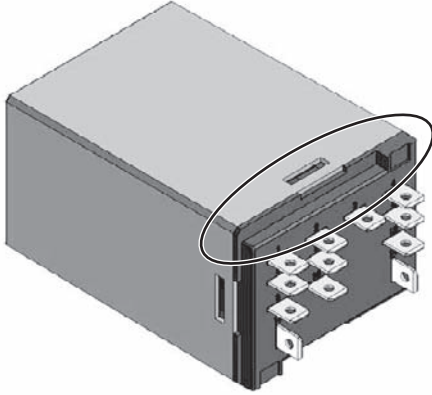
** : Fully compatible * : The change is a little/Almost compatible

Product Discontinuation and recommended replacement

Product discontinuation	Recommended replacement
E5L-A1 -30 to +20°C (100VAC)	E5L-A -30-20
E5L-A2 -30 to +20°C (110VAC)	
E5L-A3 -30 to +20°C (200VAC)	
E5L-A4 -30 to +20°C (220VAC)	
E5L-A5 -30 to +20°C (120VAC)	
E5L-A6 -30 to +20°C (240VAC)	
E5L-A1 0 to +50°C (100VAC)	E5L-A 0-50
E5L-A2 0 to +50°C (110VAC)	
E5L-A3 0 to +50°C (200VAC)	
E5L-A4 0 to +50°C (220VAC)	
E5L-A5 0 to +50°C (120VAC)	
E5L-A6 0 to +50°C (240VAC)	

Product discontinuation	Recommended replacement
E5L-A1 0 to +100°C (100VAC)	E5L-A 0-100
E5L-A2 0 to +100°C (110VAC)	
E5L-A3 0 to +100°C (200VAC)	
E5L-A4 0 to +100°C (220VAC)	
E5L-A5 0 to +100°C (120VAC)	
E5L-A6 0 to +100°C (240VAC)	
E5L-A1 +100 to +200°C (100VAC)	E5L-A 100-200
E5L-A2 +100 to +200°C (110VAC)	
E5L-A3 +100 to +200°C (200VAC)	
E5L-A4 +100 to +200°C (220VAC)	
E5L-A5 +100 to +200°C (120VAC)	
E5L-A6 +100 to +200°C (240VAC)	

Dimensions

Product discontinuation	Recommended replacement
	<p>Lower part of the model is modified in shape. Note: It is designed for PTF14A-E Socket for the model with finger protection. There is no change in the outside dimension.</p> 

Wire Connection

Item	Product discontinuation	Recommended replacement
Connecting socket	PTF14A	PTF14A PTF14A-E (A model with finger protection) Note: A model with finger protection can be used.
Note: There is no change in terminal arrangement.		


Operation ratings


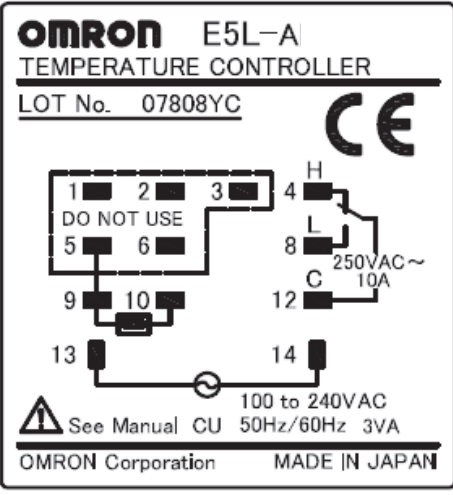
Item	Product discontinuation	Recommended replacement
Power supply voltage	E5L-A1 * ; 100VAC E5L-A2 * ; 110VAC E5L-A3 * ; 200VAC E5L-A4 * ; 220VAC E5L-A5 * ; 120VAC E5L-A6 * ; 240VAC	100 to 240VAC
Power Consumption	Approx. 1.8VA	Approx. 3VA
Dielectric strength	1500VAC 50/60Hz for 1 min. Between conductive terminal and uncharged metal Between power terminal and input terminal Between power terminal and output terminal Between input terminal and output terminal	2300VAC 50/60Hz for 1 min. Between conductive terminal and uncharged metal Between power terminal and input terminal Between power terminal and output terminal Between input terminal and output terminal
Weight	Approx. 130g (only the body)	Approx. 80g (only the body)
CE Marking:	Not marked	Marked EMC directive (EMI/EMS): EN61326-1 Low voltage directive: EN61010-1 (IEC61010-1) Pollution level 2, overcurrent category II



Environmental protection

Item	Product discontinuation	Recommended replacement														
RoHS Compliance	Not complied.	Complied.														
Solder used in Production process	<table border="1"> <thead> <tr> <th>Type of solder</th> <th>Principal ingredients</th> </tr> </thead> <tbody> <tr> <td>Flow solder</td> <td>Sn, Ag, Pb</td> </tr> <tr> <td>Wire solder</td> <td>Sn, Pb</td> </tr> </tbody> </table>	Type of solder	Principal ingredients	Flow solder	Sn, Ag, Pb	Wire solder	Sn, Pb	<p>Wave solder and wire solder for assembly will be changed to "Pb-free" solder</p> <table border="1"> <thead> <tr> <th>Type of solder</th> <th>Principal ingredients</th> </tr> </thead> <tbody> <tr> <td>Cream solder</td> <td>Sn, Ag, Cu</td> </tr> <tr> <td>Wire solder</td> <td>Sn, Ag, Cu</td> </tr> <tr> <td>Flow solder</td> <td>Sn, Ag, Cu</td> </tr> </tbody> </table>	Type of solder	Principal ingredients	Cream solder	Sn, Ag, Cu	Wire solder	Sn, Ag, Cu	Flow solder	Sn, Ag, Cu
Type of solder	Principal ingredients															
Flow solder	Sn, Ag, Pb															
Wire solder	Sn, Pb															
Type of solder	Principal ingredients															
Cream solder	Sn, Ag, Cu															
Wire solder	Sn, Ag, Cu															
Flow solder	Sn, Ag, Cu															

Label

Item	Product discontinuation	Recommended replacement
Front label		<p>(1) MADE IN JAPAN is deleted. Note: Country of origin (MADE IN JAPAN) is deleted on the front label, but displayed only on the side label instead.</p> <p>(2) Control No. on the label (10 digits) is deleted.</p> <p>(3) Font design changes due to label printing equipment change.</p>

Item	Product discontinuation	Recommended replacement
Side label	<p>(1) Model Number: Refer to Model number legend.</p> <p>(2) CE Marking: Not marked</p> <p>(3) Lot No. Production year: Last 1 digit in the year □ □ □ □ □ □ (1)(2)(3)(4)(5)(6)</p> <p>(1)(2): Production day 01 to 31 (3): Production month 1 to 9, X, Y, Z X=10, Y=11, Z=12</p> <p>(4): Production year: Last 1 digit in the year</p> <p>(5)(6): Production factory abbreviation</p> <p>(4) Power consumption display: Not displayed.</p> <p>(5) Not used terminal display: Not displayed.</p> <p>(6) Control output rating display: Not displayed.</p> <p>(7) Setting temperature range display: Not displayed.</p> <p>(8) "H", "L", "C" display: Displayed.</p> <p>(9) "See Manual" display: Not displayed.</p> <p>(10) "CU" display: Not displayed.</p> 	<p>(1) Model Number: Refer to Model number legend.</p> <p>(2) CE Marking: Marked</p> <p>(3) Lot No. Production year: Last 2 digits in the year □ □ □ □ □ □ □ □ (1)(2)(3)(4)(5)(6)(7)</p> <p>(1)(2): Production day 01 to 31 (3): Production month 1 to 9, X, Y, Z X=10, Y=11, Z=12</p> <p>(4)(5): Production year: Last 2 digits in the year</p> <p>(6)(7): Production factory abbreviation</p> <p>(4) Power consumption display: Displayed</p> <p>(5) Not used terminal display: Displayed Note: Not used terminal No.: 1,2,3,5,6 Temperature indicator mark is deleted. Note: Only the mark is deleted. There is no change in specification.</p> <p>(6) Control output rating display: Displayed. 250VAC~, 10A Note: Only the display is added. There is no change in specification.</p> <p>(7) Setting temperature range display: Displayed.</p> <p>(8) "H", "L", "C" display: Not displayed.</p> <p>(9) "See Manual" display: Displayed. Note: Complied with Safety standard.</p> <p>(10) "CU" display: Displayed. Note: It means "Use copper wiring material"</p> 

Item	Product discontinuation	Recommended replacement
Label for packing case	<p>(1) RoHS mark Ro on the packing case label: No</p> <p>(2) Model Number: Refer to Model number legend.</p> <p>(3) Power supply voltage: depends on the specifications</p> <p>(4) Lot No. (4 digits) Production year: Last 1 digit in the year □ □ □ □ (1)(2)(3)(4) (1)(2): Production day 01 to 31 (3): Production month 1 to 9, X, Y, Z X=10, Y=11, Z=12</p> <p>(4): Production year: Last 1 digit in the year</p> <p>(5) Font</p> 	<p>(1) RoHS mark Ro on the packing case label: Yes</p> <p>(2) Model Number: Refer to Model number legend.</p> <p>(3) Power supply voltage: 100 to 240VAC</p> <p>(4) Lot No. (5 digits) Production year: Last 2 digits in the year □ □ □ □ □ (1)(2)(3)(4)(5) (1)(2): Production day 01 to 31 (3): Production month 1 to 9, X, Y, Z X=10, Y=11, Z=12</p> <p>(4)(5): Production year: Last 2 digits in the year</p> <p>(5) Font Font design changes due to label printing equipment change.</p> 

Instruction Manual

Product discontinuation	Recommended replacement
Due to free input of power supply voltage and compliance of CE marking, the contents will be modified. The overall contents will be reviewed at the same time.	

Model number legend

Product discontinuation	Recommended replacement
<p>E5L-A□ □ (1) (2)</p> <p>(1) Power Supply Voltage 1:100VAC, 2:110VAC, 3:200VAC, 4:220VAC, 5:120VAC, 6:240VAC</p> <p>(2) Set Temperature -30 to +20 °C, 0 to +50°C, 0 to +100°C, +100 to +200°C</p>	<p>E5L-A □ (1)</p> <p>(1) Set Temperature -30 to +20°C: -30-20 0 to +50°C: 0-50 0 to +100°C: 0-100 +100 to +200°C: 100-200</p>